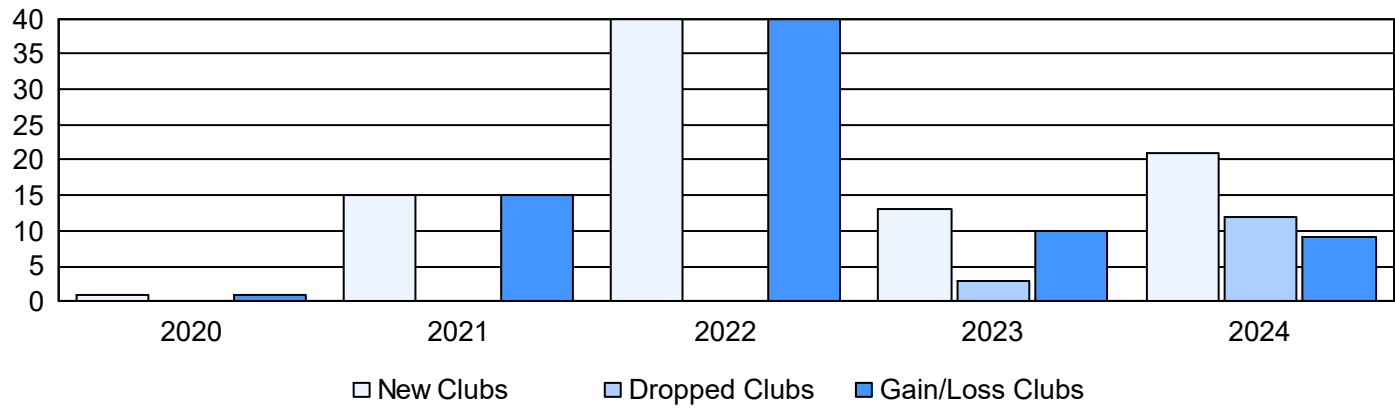
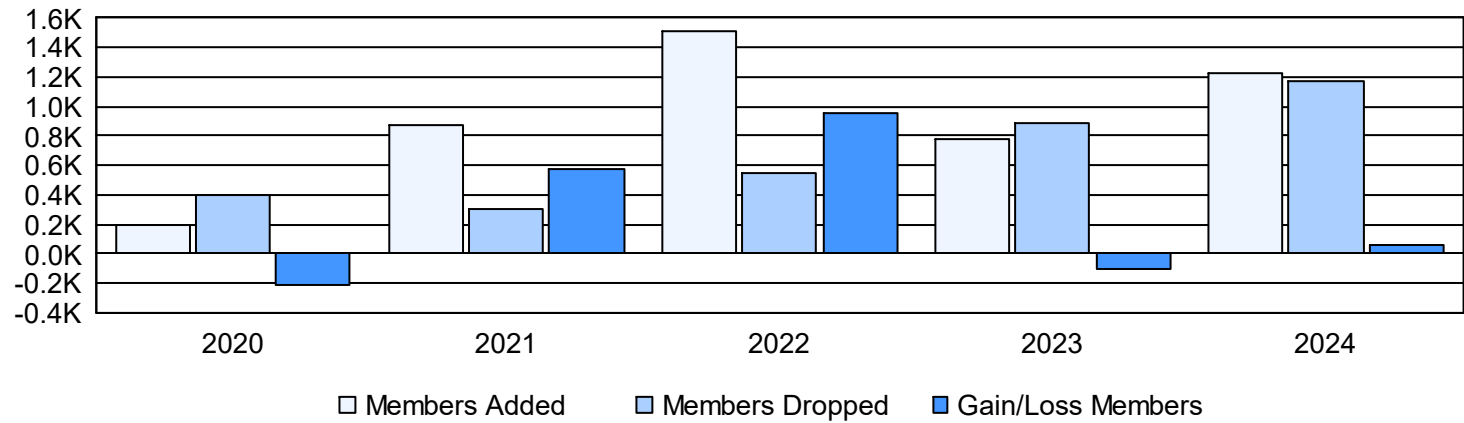


| Year      | New Clubs | Dropped Clubs | Gain/ Loss Clubs | New Members | Charter Members | Reinstate Members | Transfer Members | Total Member Added | Total Members Dropped | Gain/ Loss Members |
|-----------|-----------|---------------|------------------|-------------|-----------------|-------------------|------------------|--------------------|-----------------------|--------------------|
| 2019-2020 | 1         | 0             | 1                | 153         | 29              | 11                | 0                | 193                | 403                   | -210               |
| 2020-2021 | 15        | 0             | 15               | 437         | 393             | 50                | 0                | 880                | 301                   | 579                |
| 2021-2022 | 40        | 0             | 40               | 512         | 955             | 32                | 6                | 1,505              | 550                   | 955                |
| 2022-2023 | 13        | 3             | 10               | 355         | 372             | 51                | 5                | 783                | 890                   | -107               |
| 2023-2024 | 21        | 12            | 9                | 534         | 486             | 192               | 12               | 1,224              | 1,169                 | 55                 |
| Average   | 18        | 3             | 15               | 398         | 447             | 67                | 5                | 917                | 663                   | 254                |

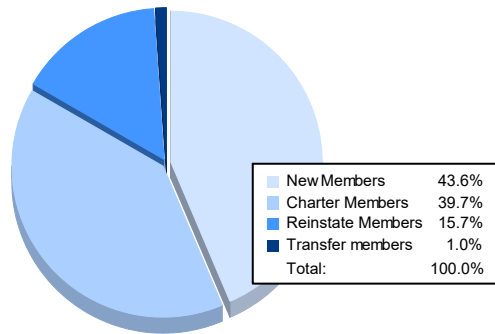
Clubs



Members



### Membership Composition June 2024 Cumulative



### Gender Composition June 2024 Cumulative

